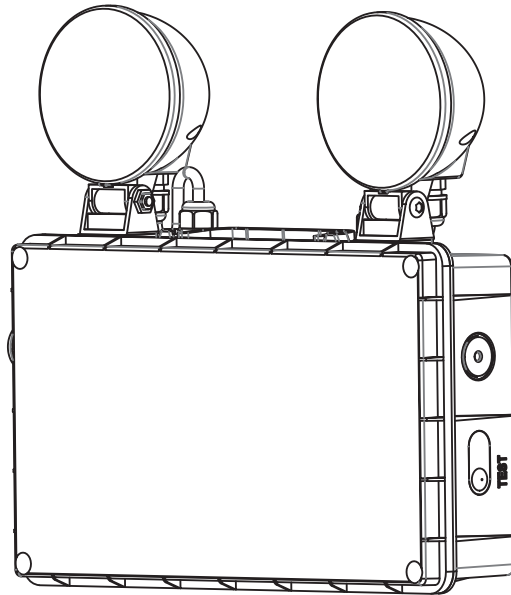




APOLLO TWIN SPOT

EMERGENCY LIGHT

9W • 1000lm • 5000K • LED • IP65



Double the assurance,
Double the Safety



IP65



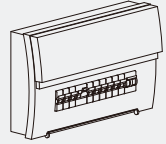
CE RoHS

WARNING

1. Isolate mains supply before installation or maintenance.
2. Only use a qualified electrician for installation and maintenance.
3. Luminaire must be installed to AS/NZS 2293 standards.
4. Switch on only after completing installation and proper examination of circuit.
5. This luminaire is not intended for use in high-risk task area lighting



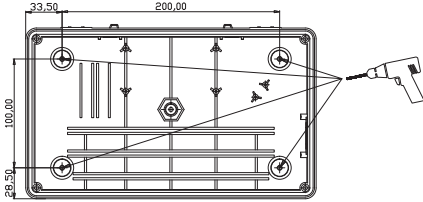
**Turn Off
Power Supply**



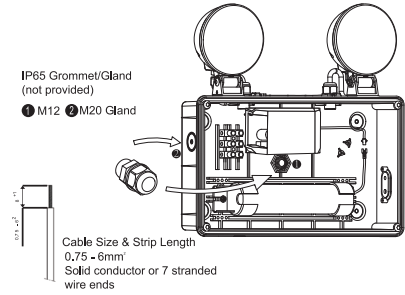
Read instructions thoroughly and ensure you have all the tools and accessories to complete the installation correctly and safely.

Test to the AS/NZS 2293 standards.

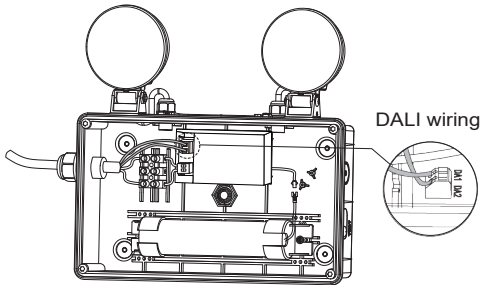
1. Remove the bracket with a flat screwdriver



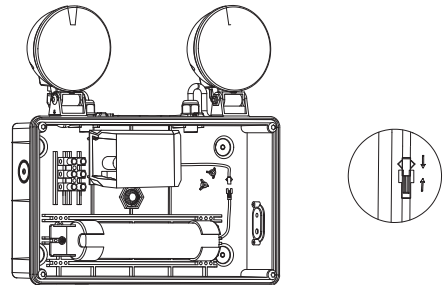
2. Install the bracket onto the mounting area



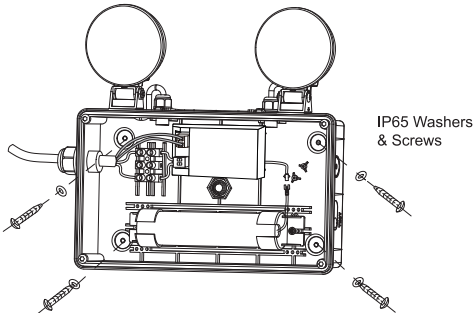
3. Connect the AC supply wires to the terminal. Plug it onto the PCBA.



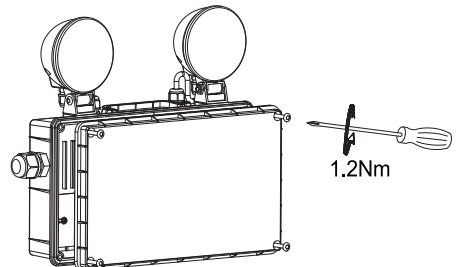
4. Connect the battery.

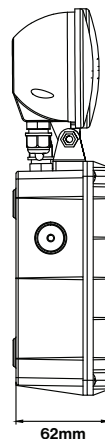
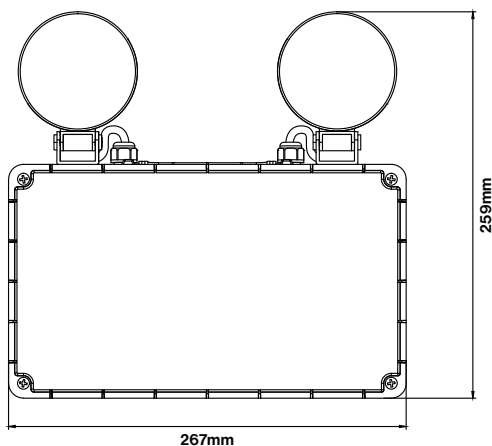


5. Install the lamp to the wall using supplied Washers & Screws.



6. Lock the front cover.





GENERAL

Voltage 220-240VAC, 50/60Hz

Mains Power 9W Maximum

Emergency Power 7W Maximum

Battery LiFePO4 6.4V 6000mAh

Charge Time ≥16H

Discharge Duration ≤2H

Discharge Efficiency ≥80%

CCT / CRI 5000K / Ra>80

Test Mode MT/DALi

Lumen Output 1000lm

Protection Class Class II

IP Rating IP65

STRUCTURE

Material Polycarbonate

EM Classification C0:D80:C90:D80

Mounting Type Surface Mount

Operating Temp(°C) 0°C - 45°C

IP65



CE RoHS



Made in China

Elmark™
 Electrical Supply Corp Ltd
 38D Northway Street
 Hamilton, 3200, New Zealand
 Ph +64 7849 9119 / 0800 350 000
 www.electrical.co.nz



See more on our website:
www.electrical.co.nz/elmark